

Disposable Injection Needles

Instruction for Use

【Product name】 Disposable injection needles

【Product description】

Disposable injection needles is composed of needle tube, inner tube, outer tube and handle. Needle tube is made of 06Cr19Ni10. Inner tube and outer tube are made of PTFE and PP. Handle is made of PC.

Being sterilized by ethylene oxide .Products should be sterile. Shelf life is 2 years.

【Specification and type】

ATE-ZSZ-18(23)X1200(1600, 1800, 2000, 2300)X21(23, 25)×4(5, 6, 7, 8);

ATE-ZSZ-C-18(23)X1200(1600, 1800, 2000, 2300, 2500)X21(23, 25)X4(5, 6, 7, 8)

【Usage】 It is used in conjunction with endoscopy for endoscopic injection in the treatment of esophageal and gastric varices, as well as in the submucosa of the digestive tract.

【Method of use】

Preparation:

1, aseptic packaging check: check whether the asepsis packing is exist rupture, untight seal or flooding, and so on and so forth.

2, appearance inspection, from the packaging products, check the outer pipe, tube bending, kink, breakage, and so on and so forth, to check the product parts fall off, loose, damage, and so on and so forth.

3, operating check: expand the outer tube, and straight copy use action, after will advance before joystick components, until he heard her, confirm the needle out from outside tube front end; Pull handle back to end, until he heard clatter, confirm the needle back into the outer tube.

Note: the above action gently operations can proceed smoothly.

4, check: refer to step 2 operation, push the handle to an end, so that the needle from outer tube out front. Will have been filled with liquid in the syringe with the handle cone joint connection, push the syringe piston exhaust air tube inside the net, until meet at tip flow of liquids, and confirm the solution without the tip leakage from outside.

Second, inserting endoscope:

5, refer to step 2, back to pull the handle to an end, so that the needle back into the outer tube. Outside the tube is inserted into the endoscope clamp hole, slowly with outer tube, until the head end into the endoscopic view outside the pipe.

Note: for step 2 procedures, must pull handle back to the end, when heard clatter that handle has pulled back in place, completely the needle back into the outer tube. For above operation aims to avoid damage in endoscopic insertion/extraction products, as well as the needle may suddenly extended endoscopic damage to the patients, such as perforation, bleeding or mucous membrane damage, etc.

6, to choose the appropriate injection site by endoscope, and keep the lens position.

Three, targeted groups and injection solution:

7, will handle on, until he heard her, confirm the needle out from outside tube front, 90 degrees clockwise safety lock core tube. Note: in step 6 operation, must will handle to push ahead, when heard clatter that handles have pushed in place, after completely the needle from outer tube with 90 degrees clockwise. For the purpose of the above operation is to prevent needle in step 7 operating retraction, plunged into the target tissue caused by failure.

8, the needle into the target tissue, impels the syringe piston for injection operation.

9, after injection of the 90 degrees counterclockwise to unlock, then from the injection site to pull out the needle. Note: according to the need to repeat the above (5-9) steps for injection for many times.

【Matters needing attention】

1. The operator of the use of this product must be a medical personnel, and must have the corresponding qualification;
2. This product by the EO sterilization, sterile products, valid for two years after the

sterilization of qualified, recognizing when using single packing pincer-like device failure, overdue it is prohibited to use;

3. The single packing damage, spare parts, packaging banning the use of foreign body in it, and destroy;

4. This product is only for one-time use, destroyed after use;











【Contraindications】



- 1, acute perforation of esophagus, stomach and duodenum.
- 2, serious heart, lung, kidney, brain dysfunction and multiple organ failure.
- 3, psychosis, and impaired consciousness obviously can't collaborator.
- 4, and other specific by professional doctor according to the actual condition of the patient.

【Packaging and storage】

1. Single packaging uses paper-plastic package; middle packaging uses cartons; external packaging uses corrugated carton.
2. Products after packing should be stored in a well-ventilated room with relative humidity not more than 80% and no corrosive gas.

【Marking instruction】

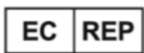
Symbol	Title of Symbol	Symbol	Title of Symbol
	Manufacturer		Authorized representative in the European Community
	CE marking		Date of manufacture
	Catalogue number		Batch code
	Use-by date		Sterilized using ethylene oxide
	Do not re-use		Caution

	Working diameter		Logo
---	------------------	---	------



Jiangsu Ate Medical Technology Co.,Ltd.
 No.8, Lanxiang Road, Wujin Economic Development Zone, 213161 Jiangsu,
 China

Tel: 0086-519-85288988 Fax: 0086-519-85288060



ZOUSTECH S.L.
 Pso. Castellana, 141 - Planta 19, 28046 - Madrid, Spain
 Tel: + 34694426446 Fax: + 34917915466



0197 TÜV Rheinland LGA Products GmbH
 Tillystraße 2, 90431, Nürnberg, Germany

Document number: ATE/IFU-ZSZ-0001, version: A/1